



# Salamanca Dry Port

**The first public inland terminal specialised in agri-bulk in Western Iberia**



[www.zaldesa.com](http://www.zaldesa.com)





# Salamanca Intermodal-Logistic Platform ZALDESA

AGRO-ALIMENTARY AREA  
AND COLD LOGISTIC

TRUCK CENTER

CUSTOMS

LOGISTIC AREA PHASE 1

MULTIPURPOSE  
AREA

INDUSTRIAL AREA

LOGISTIC AREA PHASE 2

INDUSTRIAL AREA

INTERMODAL RAILWAY TERMINAL  
"DRAY PORT"

FAIR GROUNDS

INDUSTRIAL AREA

N

E-80  
A-62  
A-66

FRANCE  
RUTA DE LA  
PLATA (NORTH)

E-80  
A-62

PORTUGAL

FF.CC.

FF.CC.

FRANCE

A-50  
A-66

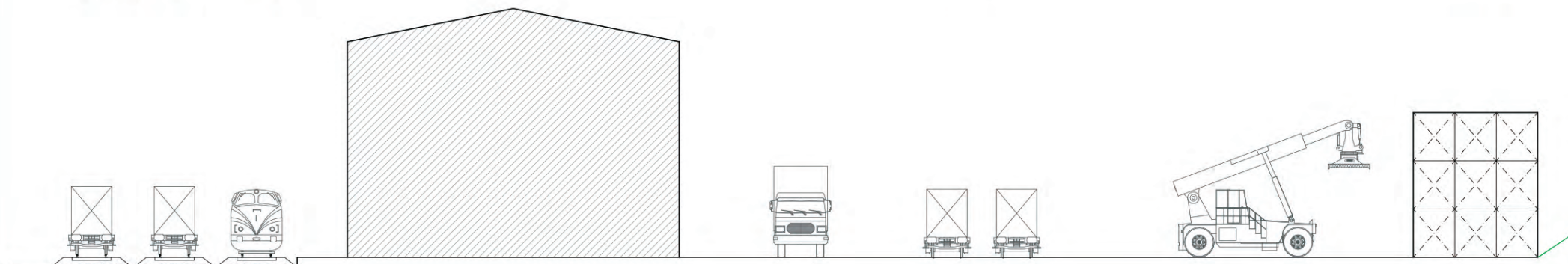
MADRID  
RUTA DE LA  
PLATA (SOUTH)





# LENGTHS

|                                     |        |
|-------------------------------------|--------|
| 1. ELECTRIFIED RECEPTION/EXPEDITION | 802 m. |
| 2. ELECTRIFIED RECEPTION/EXPEDITION | 844 m. |
| 3. HANDLING BULKS                   | 771 m. |
| 4. HANDLING SIDINGS                 | 747 m. |
| 5. HANDLING SIDINGS                 | 623 m. |
| 6. HEAD-SHUNT AND REFUGE SIDING     | 672 m. |



SECTION

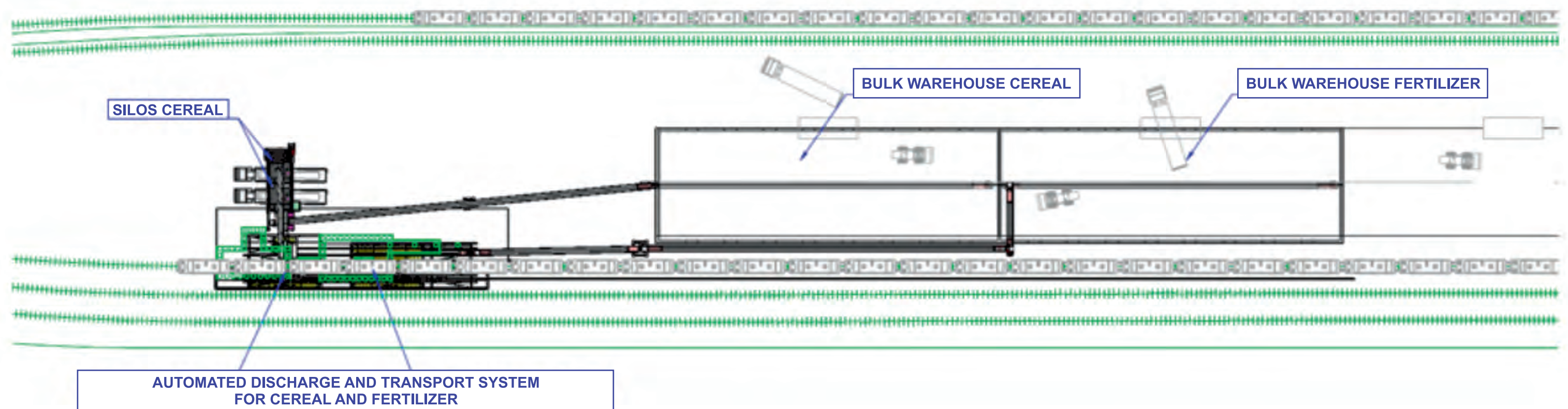
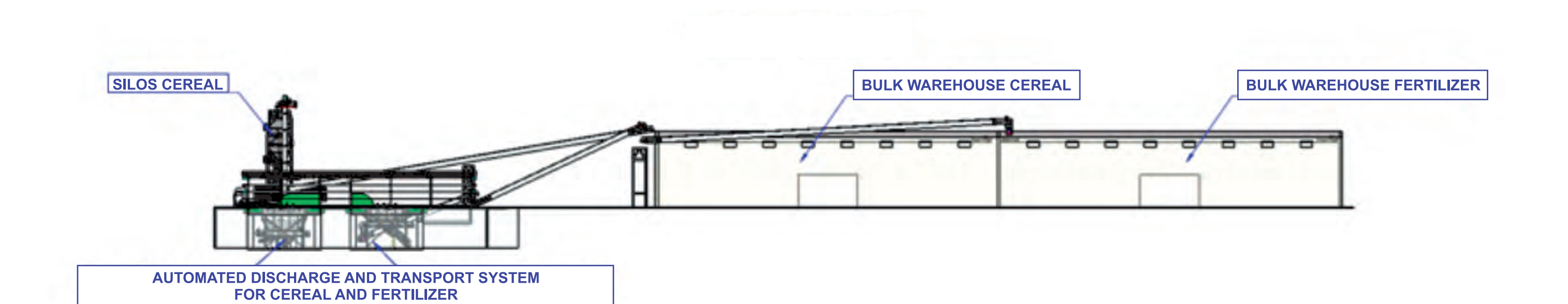




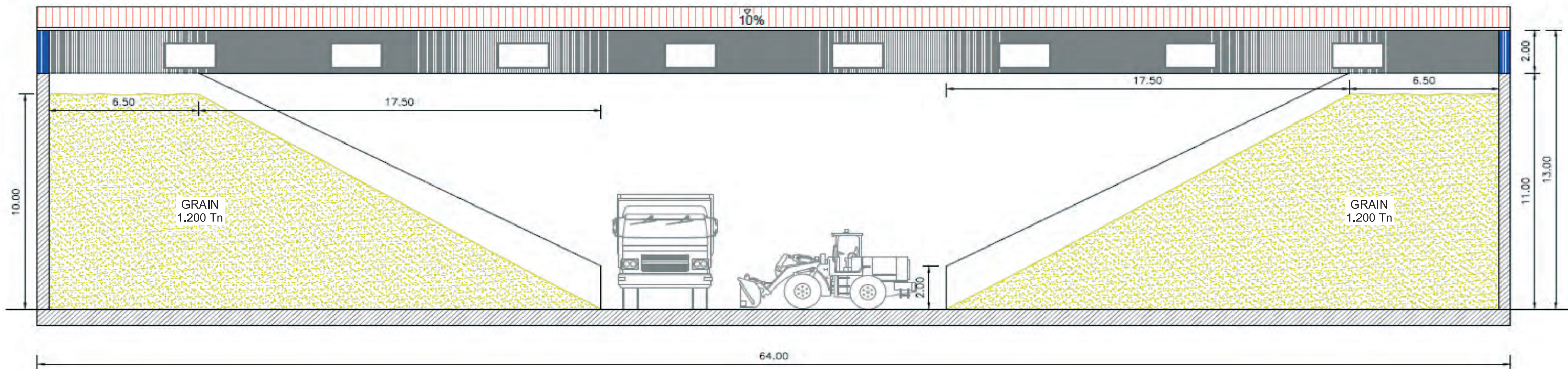
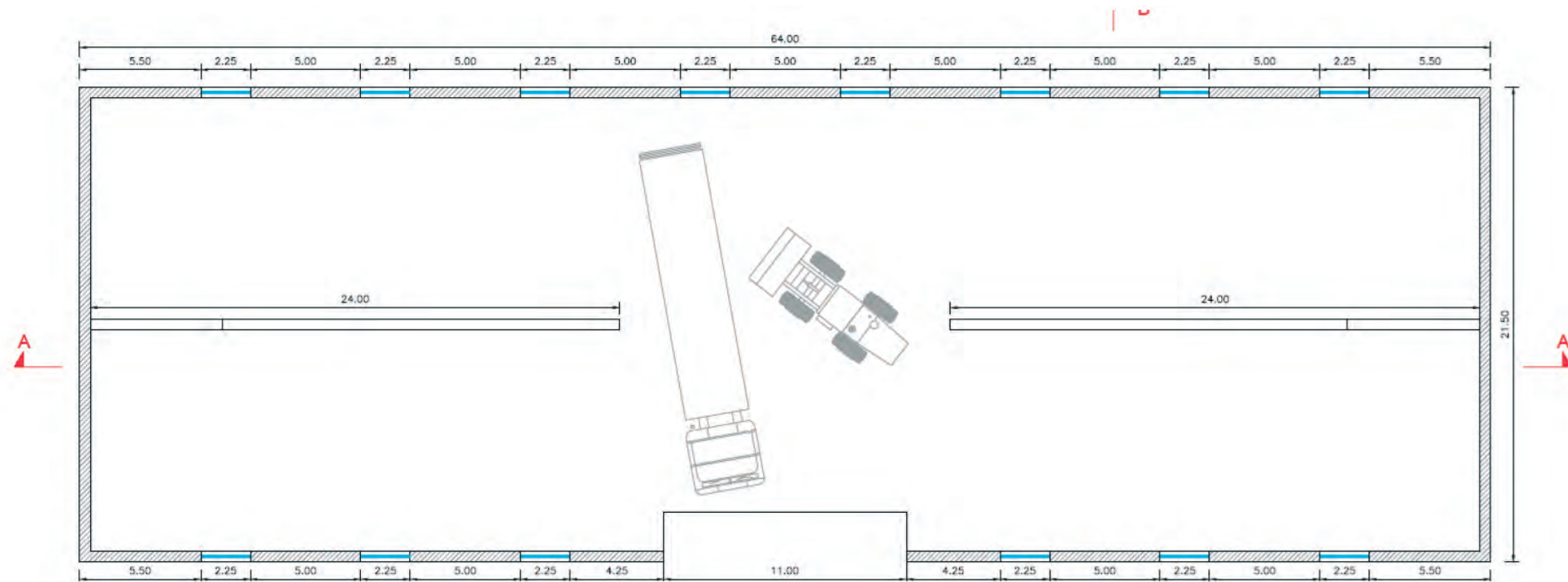












SECCIÓN A-A  
ESCALA 1:200



